

Do you want to?

Yes, I want to explore the cave.

No, It's too hot. I want to go to the beach.



explore a cave



zipline



play in the waterfall



swim at the beach

Laura Temil



snorkel



hike in the rainforest

Do you want to.....? I want/don't want...



- Do you like to (activity) in summer or winter?
- What do you prefer to do?
- What is the weather like when you (activity)?
- Are you good at (activity)? Why or why not?
- How often do you (activity)?
- Where do you (activity)?

Laura Temil

2

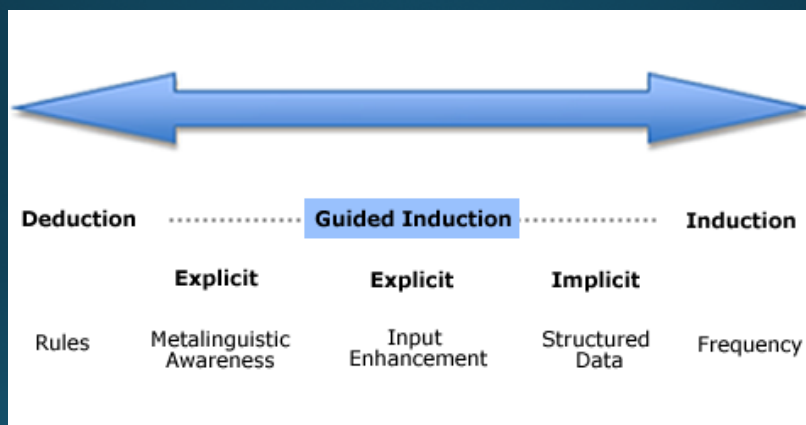
Discuss your vacation plans with your partner.



Laura Temil

3

Grammar Continuum



<http://coerll.utexas.edu/methods/modules/grammar/03/>

Laura Temil

4

Y a-t-il....? Oui, il y a **une** cathédrale à (Angers).
Non, il n'y a pas **de** stade à (Angers)



une cathédrale



un stade

*Name places in a city.
State if there is or isn't a (place).*

Laura Temil

Qu'est-ce que tu as fait pour célébrer la fête de Saint Valentin?

	la question	Oui....	Non....
célébrer	Tu as célébré...?	Oui, j'ai célébré...	Non, je n'ai pas célébré...
dîner	Tu as dîné...?		
acheter			
écouter de la musique			
voyager			
regarder un film			
Je n'ai rien fait! Je déteste la fête de Saint Valentin!			

Laura Temil

6

Guess the answer.



J'ai acheté des fleurs.

1. Tu as regardé un film?
2. Tu as écouté de la musique?
3. Tu as acheté du parfum?
4. Tu as dîné au restaurant?
5.
6.
7.

Exit Slip: Write 3 things you did or didn't do for Valentine's Day.

Laura Tenti

7

Discuss - Is it breakfast or lunch?



Your opinions of this house....



Brainstorming words related to activities/making plans



LA BESTIA

Esta excursión es diferente a todas las otras. En esta, ubican a la persona dentro de un arnés o coraza humana enorme, mientras uno se recuesta para que se conecten las cuerdas a la espalda. Así que vuelas por el aire como un pájaro. (Superman o Ironman). Me parece que éste es el único en su clase que se practica en Puerto Rico.

Brainstorming

Procedure:

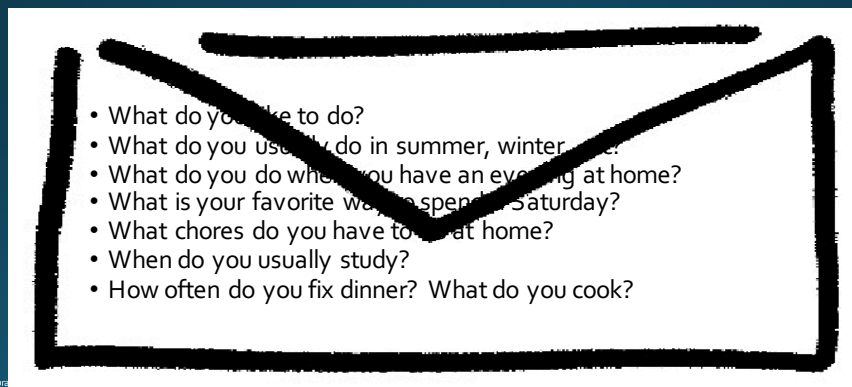
- 1 minute to generate an individual list
- 1 minute to share list with a partner. Each person adds new words to the list.
- Group students into group of 4, share and add.
- Go around the room calling out one word per group until all groups are out of words. Teacher records all words on something that can be displayed.
- Students pair - must create mini dialogue that seems appropriate to the situation, no notes but may look at displayed words. Set time limit appropriate for level.
- Students pair differently - same mini dialogue, list is not visible.

Laura Temil

11

Maintain the Conversation

Students try to keep the conversation going on a single topic by asking questions and commenting on their partner's responses. Each student has an envelope of questions related to the topic to pull out when they get stuck. At the end of the time limit, students want to be the partner who pulled out the fewest questions, signaling the partner who best sustained the conversation.



Laura

Maintain the Conversation

Save time and use images from the unit.



Laura Temil

13

Talking about realia....

Pair students. Give them a time limit and tell them to create a conversation that incorporates the information found in the document/visual. Tell them to start over if they run out of things to say.




Laura Temil


14

Structured Debate

Where would you rather live and why?
What might cause you to change your mind and why?



Lauro Temil



Humacao